



CLOTHING SYSTEM

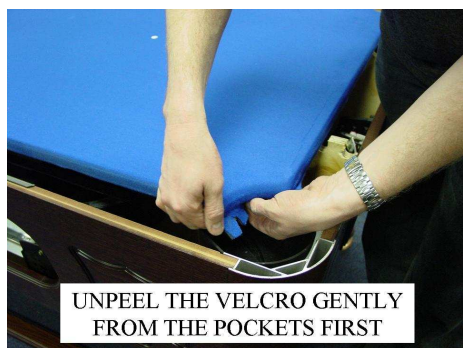
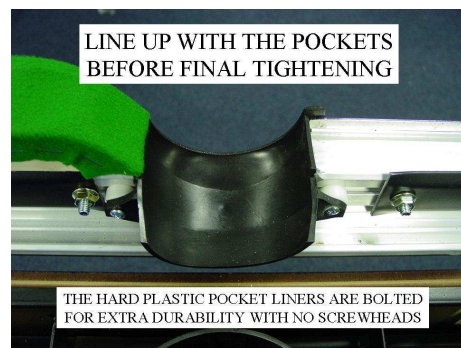
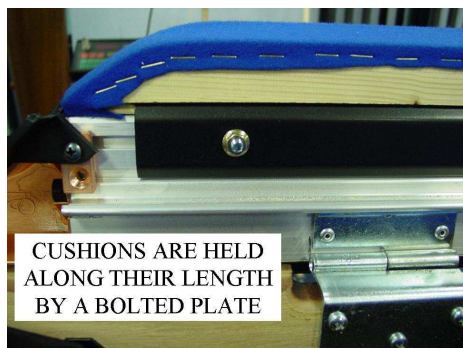
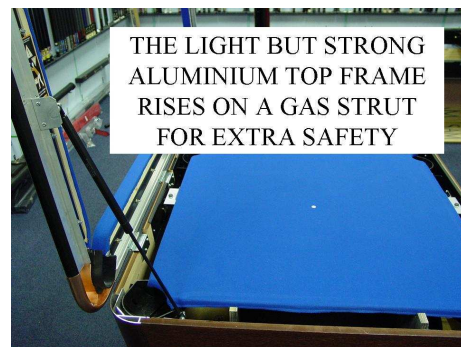
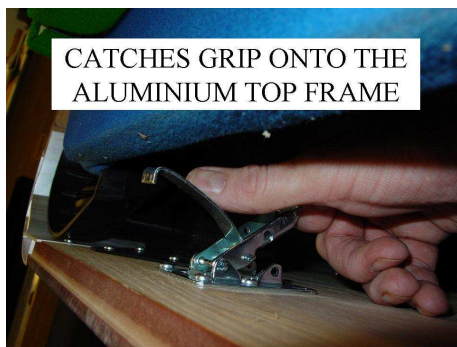
PRO *Active*

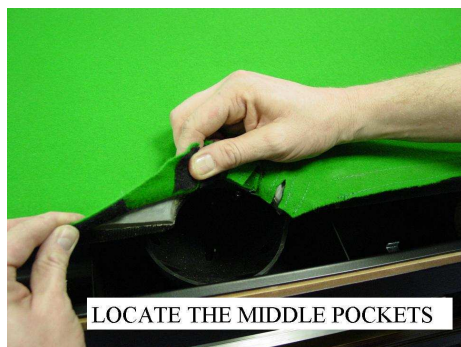
CUSHION SYSTEM



SAM Leisure Reclothing Guide

- *for pool tables with ProActive cushion and Setax cloth systems. Issued June 2005*
- Setax cloth packs comprise bedcloths cut to size with Velcro stitching and cushion strips. The strips must be used to cover the bare rails in the traditional manner.
- Specific advice on covering American ProActive cushions is available separately.
- Recovering *cushions* on older tables without ProActive (detachable) cushions is performed by a different procedure. Specific advice on this is available separately
- The basic rule with Setax clothing is not to overstretch the cloth. Remember, if any adjustment is needed afterwards, simply release the Velcro and retighten.
- Always remove old cloths carefully. Velcro is a very effective anchor, wrenching cloths off without care may pull sections of Velcro from the slate that will then need re-gluing with an appropriate contact adhesive. Sets of Velcro cut to slate size, are also available.
- When ordering cloth sets always check table model and size carefully. Remember that American tables are sized by playing area, so a 7' American is about 16cm/6 inches longer than a 7' English table.





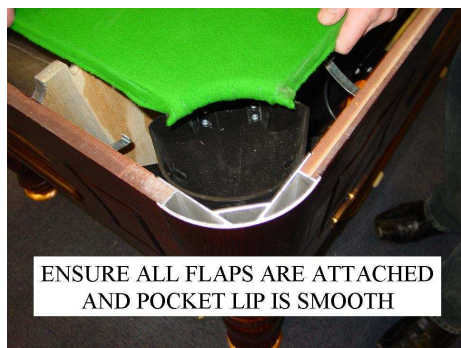
LOCATE THE MIDDLE POCKETS



ONCE THE POCKETS ARE SECURED FIX THE SHORT ENDS OF THE CLOTH TO THE EDGE OF THE SLATE



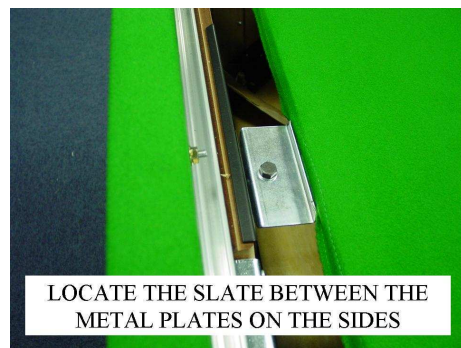
NOW THE CLOTH IS UNDER SOME TENSION, SECURE ALL THE POCKETS PROPERLY



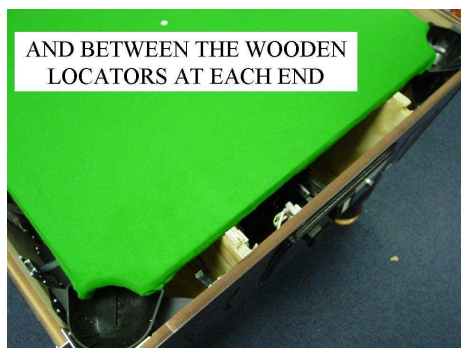
ENSURE ALL FLAPS ARE ATTACHED AND POCKET LIP IS SMOOTH



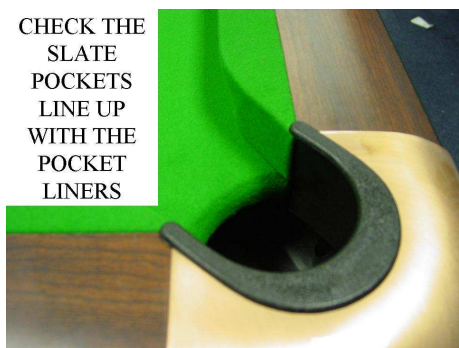
FINALLY, ATTACH THE CLOTH ALL THE WAY AROUND THE SLATE ALONG ITS EDGE ONLY



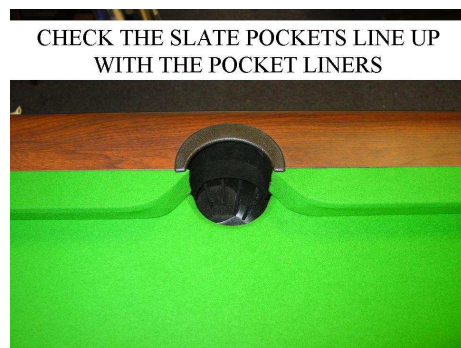
LOCATE THE SLATE BETWEEN THE METAL PLATES ON THE SIDES



AND BETWEEN THE WOODEN LOCATORS AT EACH END



CHECK THE SLATE POCKETS LINE UP WITH THE POCKET LINERS



CHECK THE SLATE POCKETS LINE UP WITH THE POCKET LINERS



ProACTIVE CUSHIONS FIT TIGHTLY WITHOUT ANY GAP AND REQUIRE NO CUSHION TRIM



ProACTIVE CUSHIONS ALWAYS FIT AT THE CORRECT HEIGHT



A SAM POOL TABLE CAN BE RECLOTHED BY ONE PERSON IN UNDER 15 MINUTES